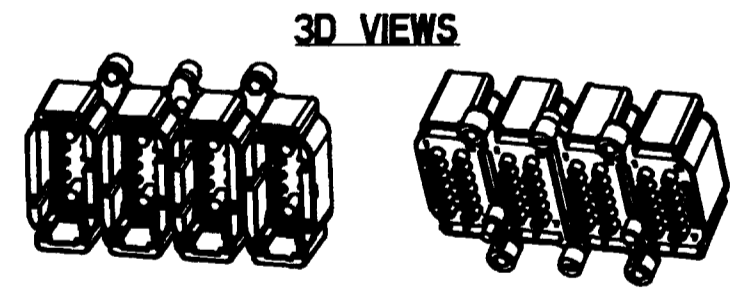
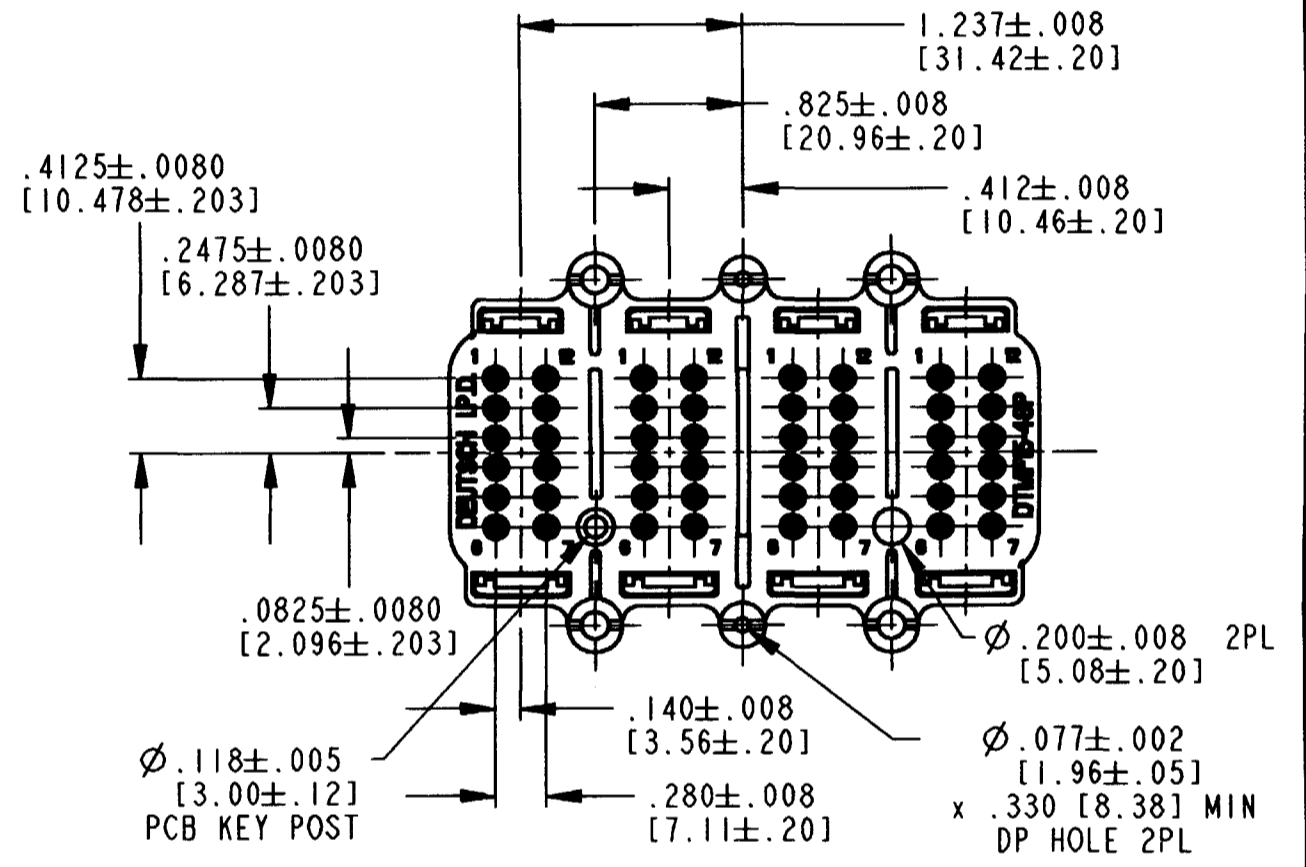
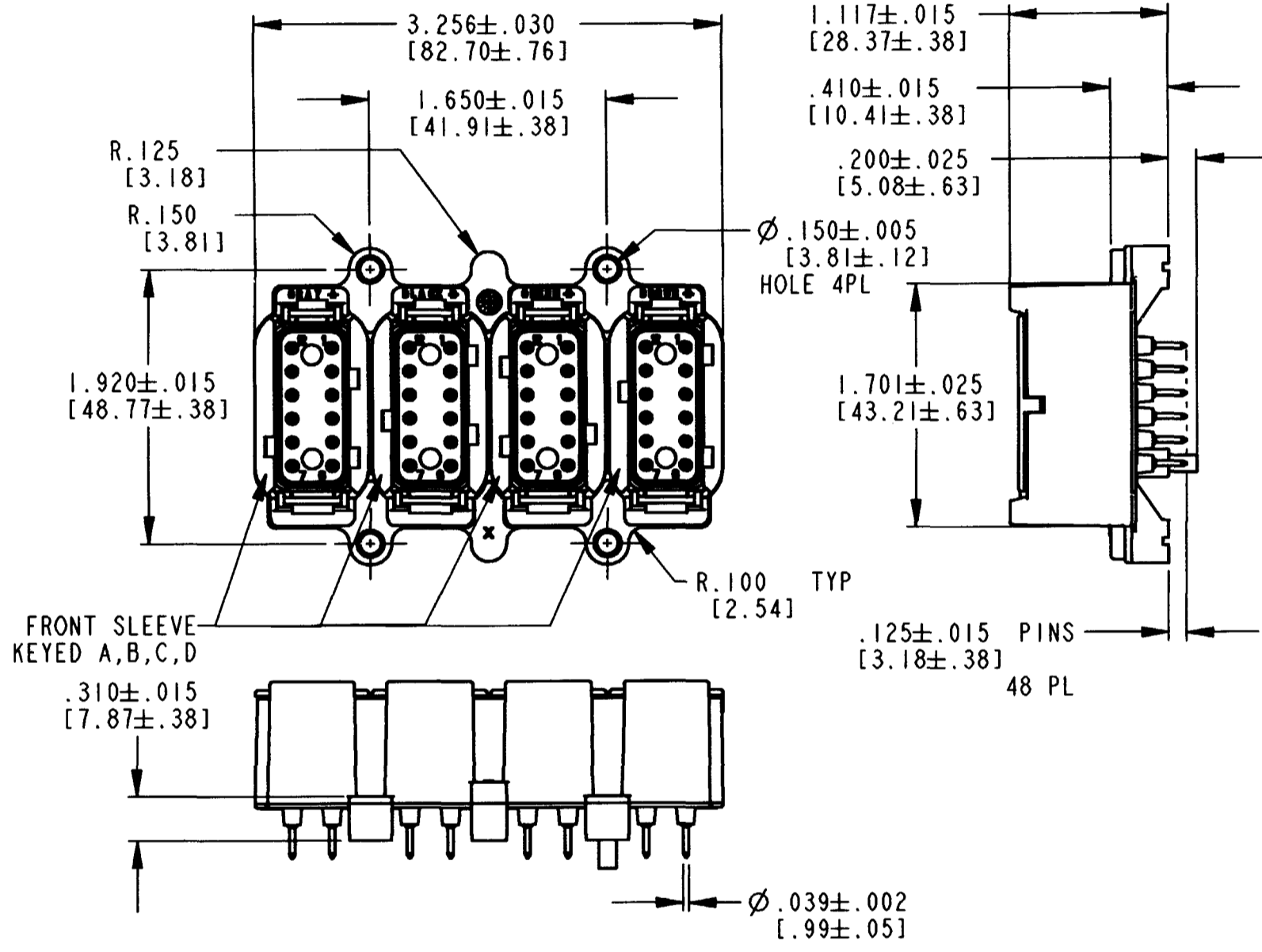


REV
A
DTMF15-48P

REVISIONS			
SYM	DESCRIPTION	DATE	APPROVED
NC	NEW RELEASE PER E.O. P17673	6/18/02	C.W.
A	REVISED PER E.O. P18495	3/3/04	<i>[Signature]</i>



- NOTES: 1. ALL DIMENSIONS ARE IN INCHES [mm].
2. ALL DIMENSIONS, UNLESS OTHERWISE SPECIFIED, TO HAVE A TOLERANCE OF $\pm .025$ [±.63].
3. THIS PART MATES WITH DTM06-12S*-****, WHERE *=A,B,C,D KEYS AND ****=ALL MODIFICATIONS AND WEDGE WM-12S.
4. CONNECTOR TO BE POTTED IN PLACE. POTTING DEPTH TO BE .550 [13.97] MAX FROM PCB.

SIGNATURE & DATE	
DR	M. GONZALEZ 3/12/02
CHK	<i>[Signature]</i>
PE	<i>[Signature]</i>
APPD	<i>[Signature]</i>
SCALE	NONE WT

DTMF FLANGELESS
RECEPTACLE
4-DTM 12 WAY RECEPTACLES
20 SIZE PINS
DTM SERIES

ENVELOPE

CP	MATL. CODE
The Deutch Company DEUTSCH I.P.D. 3850 INDUSTRIAL AVE. HEMET, CALIF. 92545	
B	DTMF15-48P
DWG SIZE	CODE 11139 SHEET OF